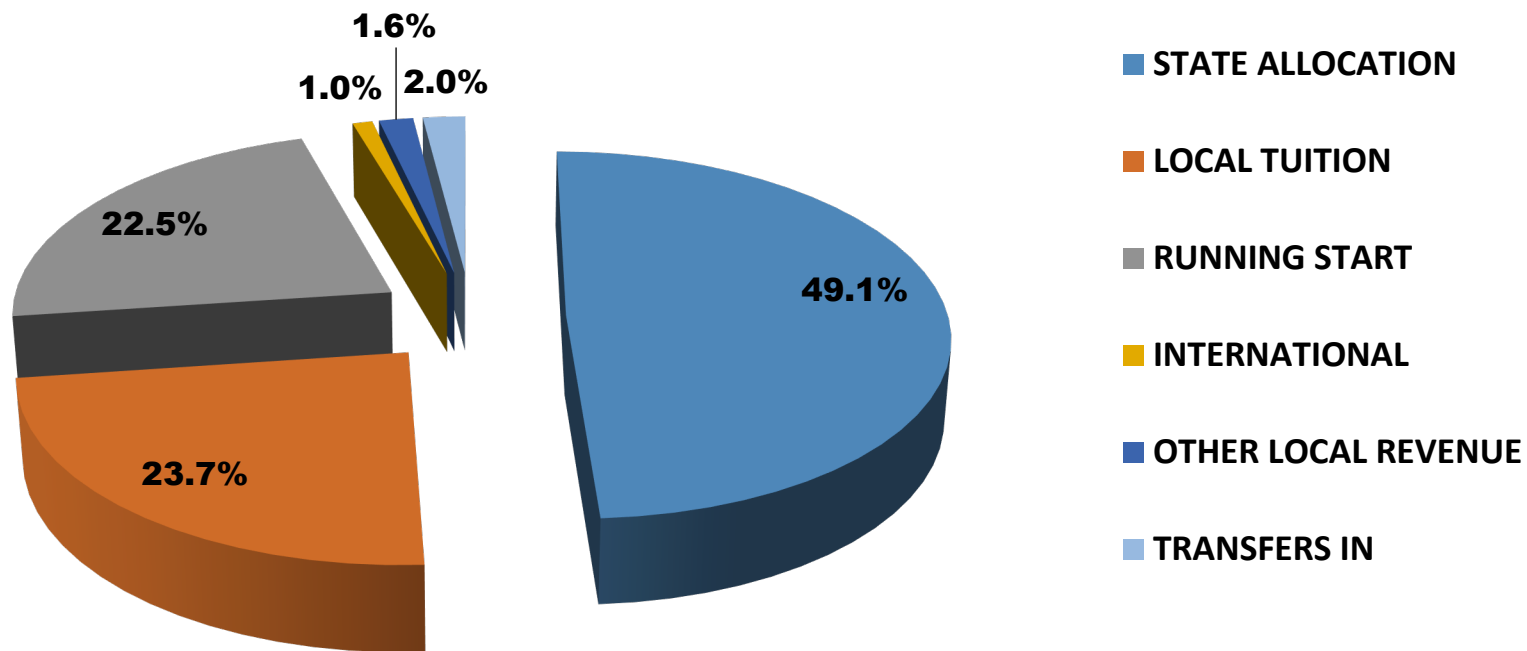


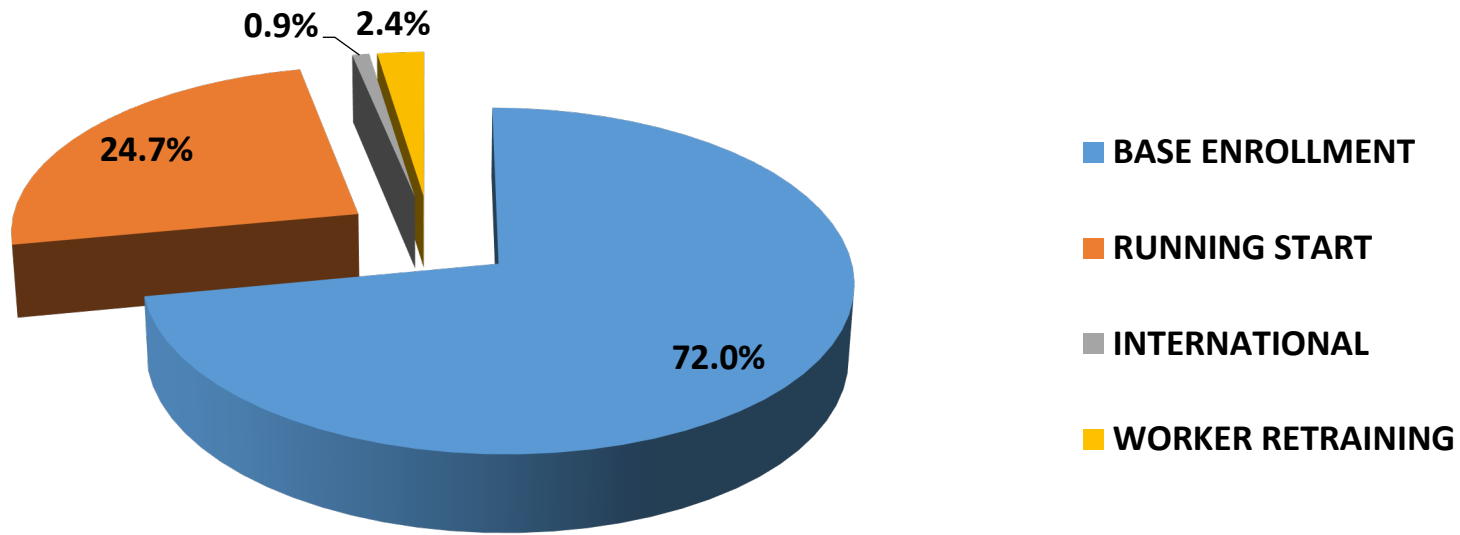
South Puget Sound Community College
Operating Budget
FISCAL 2020

<u>REVENUE</u>	FY19 Budget	FY19 Projected	FY20 Budget	Budget Variance
State Allocation:				
Earmarks and Provisos	4,729,509	4,460,914	4,503,643	(225,866)
Unrestricted	13,419,663	13,602,360	14,697,709	1,278,046
	<u>18,149,172</u>	<u>18,063,274</u>	<u>19,201,352</u>	<u>1,052,180</u>
Local Revenue:				
Tuition Operating Fees	9,152,399	9,309,025	9,272,630	120,231
Running Start	8,018,332	8,391,808	8,800,653	782,321
International Students (contract)	235,826	377,322	372,611	136,785
Other	150,000	130,000	638,000	488,000
	<u>17,556,557</u>	<u>18,208,155</u>	<u>19,083,894</u>	<u>1,527,337</u>
Transfers:				
from C&CE (Lacey 1 rent)	125,000	125,000	125,000	-
from C&CE (prior year income)	325,000	143,513	525,000	200,000
from Barnes & Noble (% of sales)	30,000	30,000	13,000	(17,000)
from P-card rebate	40,000	40,000	40,000	-
from Reserves	-	-	100,000	100,000
to Foundation (Int'l Contracts)	(11,250)	(11,250)	(13,125)	(1,875)
	<u>508,750</u>	<u>327,263</u>	<u>789,875</u>	<u>281,125</u>
Total Revenue	36,214,479	36,598,692	39,075,121	2,860,642
<u>ESTIMATED EXPENSE (by Program)</u>				
Instruction	14,990,245	15,240,245	15,941,003	950,758
Primary Academic Support	2,148,917	2,148,917	2,252,678	103,761
Library Services	751,275	751,275	825,363	74,088
Student Services	5,066,336	5,066,336	5,300,274	233,938
Institutional Support	8,162,130	8,112,130	8,834,726	672,596
Plant Operations	4,703,576	4,703,576	5,521,077	817,501
Equipment Pool	392,000	392,000	400,000	8,000
Total Expense	36,214,479	36,414,479	39,075,121	2,860,642
Operating Surplus (Deficit)	-	184,213	-	-
<u>ESTIMATED EXPENSE (by Category)</u>				
Salaries and Wages	21,803,557	22,053,557	23,236,572	1,433,015
Employee Benefits	7,847,164	7,847,164	8,184,456	337,292
Professional Service Contracts	114,700	114,700	179,480	64,780
Goods and Other Services	4,968,116	4,718,116	5,742,705	774,589
Travel	256,535	256,535	322,297	65,762
Equipment	1,017,133	1,017,133	934,555	(82,578)
Grants, Benefits, and Client Svcs	415,515	415,515	427,160	11,645
Debt Services	418,550	418,550	619,175	200,625
Transfer of Expenses - Budgeted	(626,791)	(626,791)	(571,279)	55,512
Total Expense	36,214,479	36,214,479	39,075,121	2,860,642

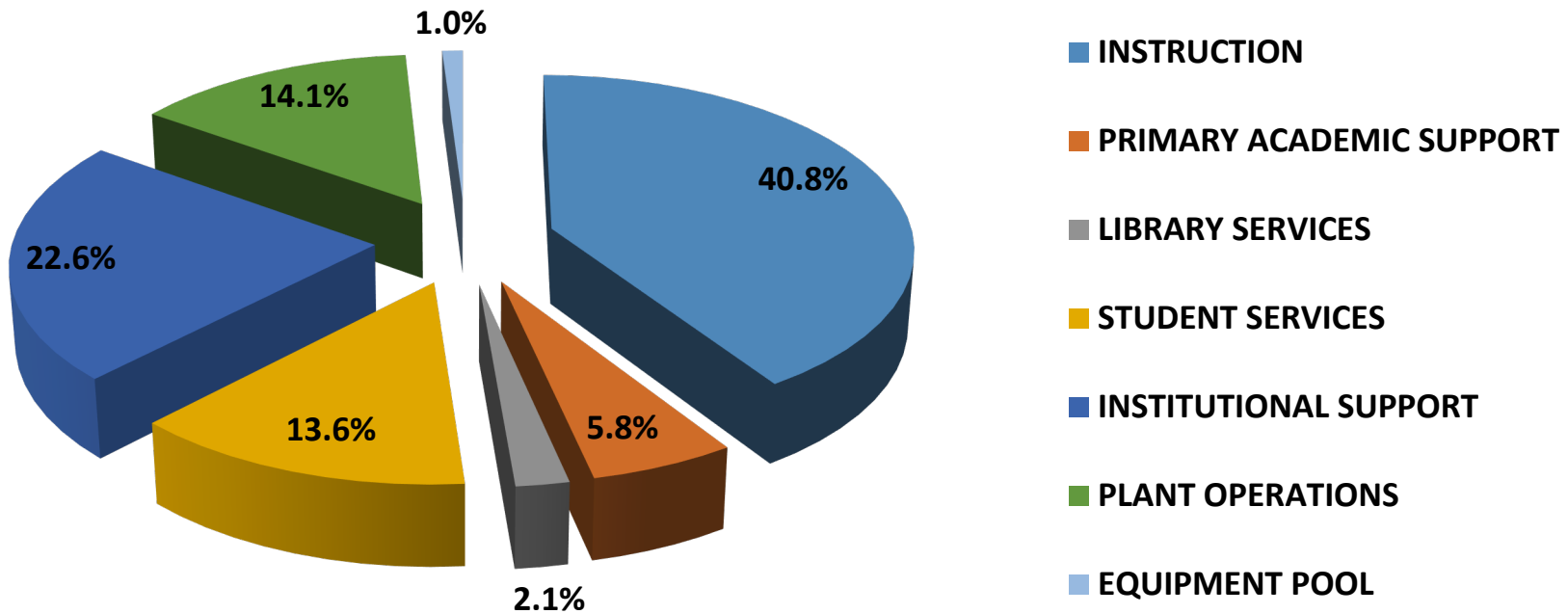
2019-20 OPERATING BUDGET BY SOURCE OF FUNDS



2019-20 OPERATING BUDGET BY SOURCE OF FTE



2019-20 OPERATING BUDGET BY PROGRAM AREA



2019-20 OPERATING BUDGET BY CATEGORY

