

SPSCC Historically Underrepresented Students

Mirroring Community

Underrepresented Student Populations

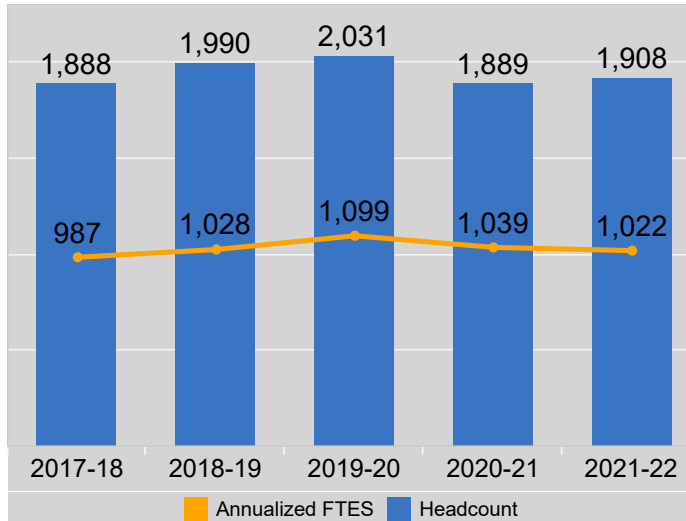
Thurston County:
15.0% *

SPSCC Enrollment:
25.0%

SPSCC Graduates:
23.0%



Headcount and FTES



29.3%
of underrepresented students are of low socioeconomic status

51.1%
of underrepresented students are first generation in college

Top Enrollment

Programs

- Associate in Arts
- Associate in Pre-Nursing
- Associate in Business

Courses

- College Career Success 101
- English 101
- English 102

Retention

Fall Enrollment
100%

Winter
86.5%

Spring
76.8%

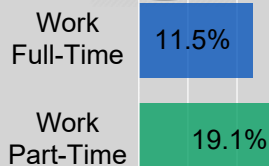
Next Fall
61.7%

Completion

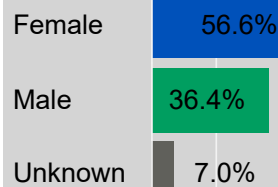
33.6%
of full time underrepresented students who set out to earn a degree complete it within 3 years

Down from
35.2%

All students
41.7%



23.7%
of underrepresented students receive need based aid



77.0%
of all underrepresented students that attempted college level courses complete them successfully



Unless otherwise noted, all percentages are based on 3 years of data. The Underrepresented group includes the races African American, Native American, Hispanic, and Pacific Islander. *Thurston County percentage uses 2018, 2020, and 2021 data. 2019 data is not available.