

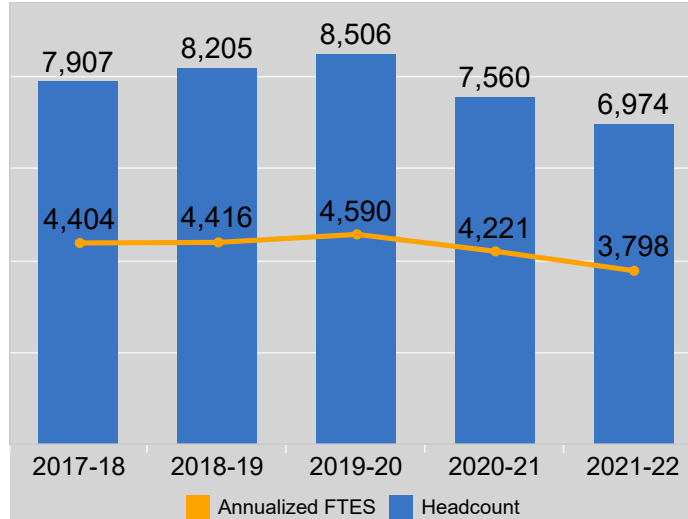
# SPSCC Students

## Diversity

Asian	6.7%
African American	3.4%
Caucasian	50.9%
Hispanic	5.8%
Multiracial	17.1%
Native American	2.0%
Pacific Islander	0.9%
Unknown	13.1%



## Headcount and FTES



**29.3%**  
of all students are of low socioeconomic status

**41.8%**  
of all students are first generation in college

## Top Enrollment

### Programs

- Associate in Arts
- Associate in Pre-Nursing
- Associate in Business

### Courses

- English 101
- College Career Success 101
- English 102

## Retention

Fall Enrollment  
100%

Winter  
87.5%

Spring  
79.9%

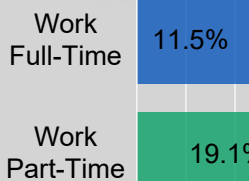
Next Fall  
65.3%

## Completion

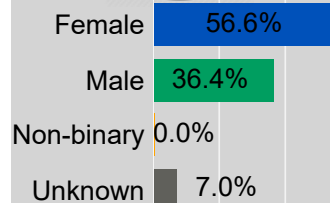
**41.7%**  
of all full time students who set out to earn a degree complete it within 3 years



Down from 42.5%



**23.7%**  
of all students receive need based aid



**82.1%**  
of all students that attempted college level courses complete them successfully

