

SPSCC Native American Students

Mirroring Community

Native American Populations

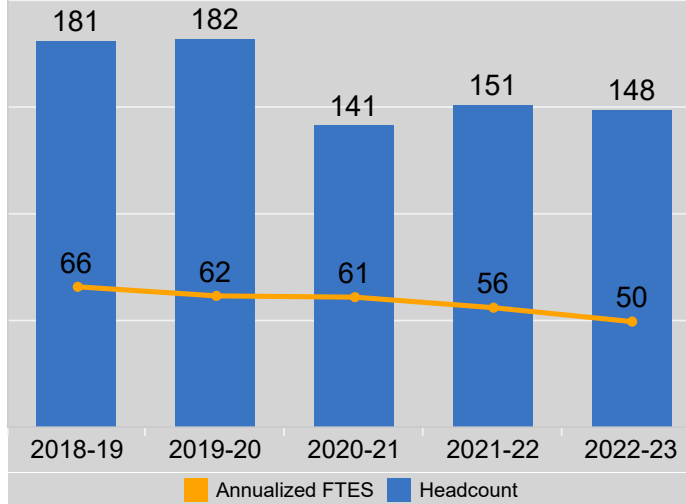
Thurston County:
1.0%

SPSCC Enrollment:
2.0%

SPSCC Graduates:
1.4%



Headcount and FTES



51.1%
of Native American
students are of low
socioeconomic status

29.1%
of Native American
students are first
generation in college

Top Enrollment


Programs

- High School +
- Associate in Arts
- Associate in Business

Courses

- Adult Basic Education 075R
- College Career Success 101
- English 101

Retention

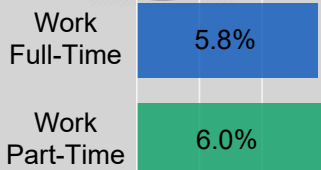


Completion

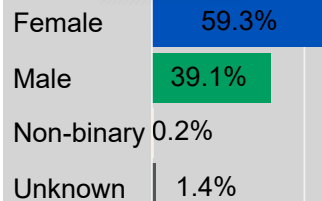
37.5%
of full time Native American
students who set out to
earn a degree complete it
within 3 years

Holding at past percentage
37.5%

All students
41.8%



16.7%
of Native American
students receive need
based aid



75.6%
of all Native American
students that attempted
college level courses
complete them successfully

