

# SPSCC Historically Underrepresented Students

## Mirroring Community

Underrepresented Student Populations

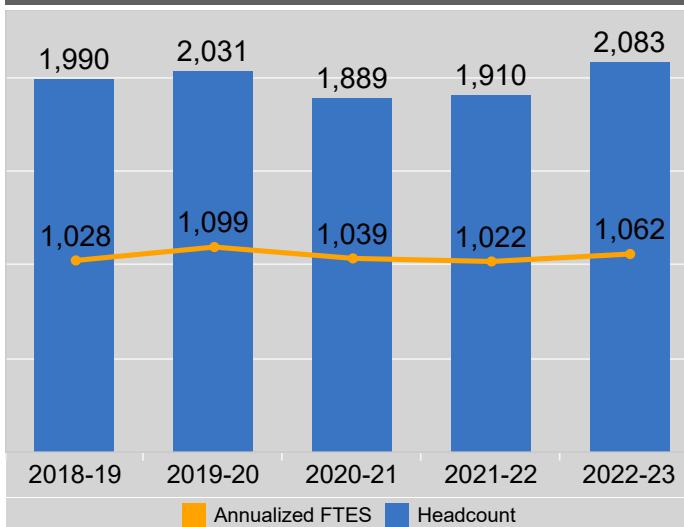
Thurston County:  
15.3%

SPSCC Enrollment:  
27.0%

SPSCC Graduates:  
22.5%



## Headcount and FTES



**28.4%**  
of underrepresented students are of low socioeconomic status

**54.1%**  
of underrepresented students are first generation in college

## Top Enrollment

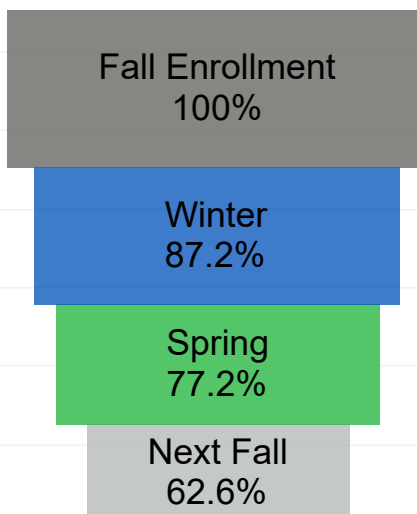
### Programs

- Associate in Arts
- Associate in Pre-Nursing
- Associate in Business

### Courses

- College Career Success 101
- English 101
- English 102

## Retention

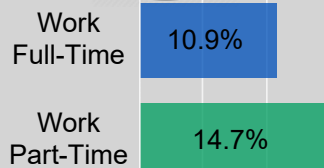


## Completion

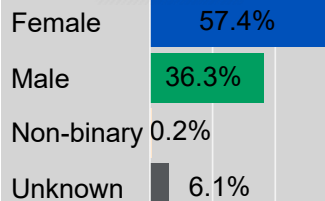
**33.7%**  
of full time underrepresented students who set out to earn a degree complete it within 3 years

Up from 33.6%

All students 41.8%



**26.3%**  
of underrepresented students receive need based aid



**78.0%**  
of all underrepresented students that attempted college level courses complete them successfully

