

South Puget Sound Community College

Operating Budget

FISCAL 2021

<u>REVENUE</u>	FY20 Budget	FY20 Projected	FY21 Budget	Budget Variance
State Allocation:				
Earmarks and Provisos	4,503,643	4,616,602	5,714,430	1,210,787
Unrestricted	14,697,709	14,697,709	13,084,642	(1,613,067)
	19,201,352.00	19,314,311.00	18,799,072.00	(402,280.00)
Local Revenue:				
Tuition Operating Fees	9,272,630	9,531,449	9,041,286	(231,344)
Running Start Program	8,800,653	9,175,346	9,600,345	799,692
International Students (contract)	372,611	429,936	195,398	(177,213)
Other	638,000	638,000	366,940	(271,060)
	19,083,894.00	19,774,731.00	19,203,969.00	120,075.00
Transfers:				
from C&CE (Lacey 1 rent)	125,000	125,000	125,000	-
from C&CE (prior year income)	525,000	525,000	1,025,000	500,000
from Barnes & Noble (% of sales)	13,000	13,000	-	(13,000)
P-card rebate	40,000	30,000	35,000	(5,000)
from Reserves	100,000	100,000	500,000	400,000
to Foundation for Int'l contracts	(13,125)	(13,125)	(16,875)	(3,750)
	789,875.00	779,875.00	1,668,125.00	878,250.00
Total Revenue	39,075,121.00	39,868,917.00	39,671,166.00	596,045.00

ESTIMATED EXPENSE (by program)

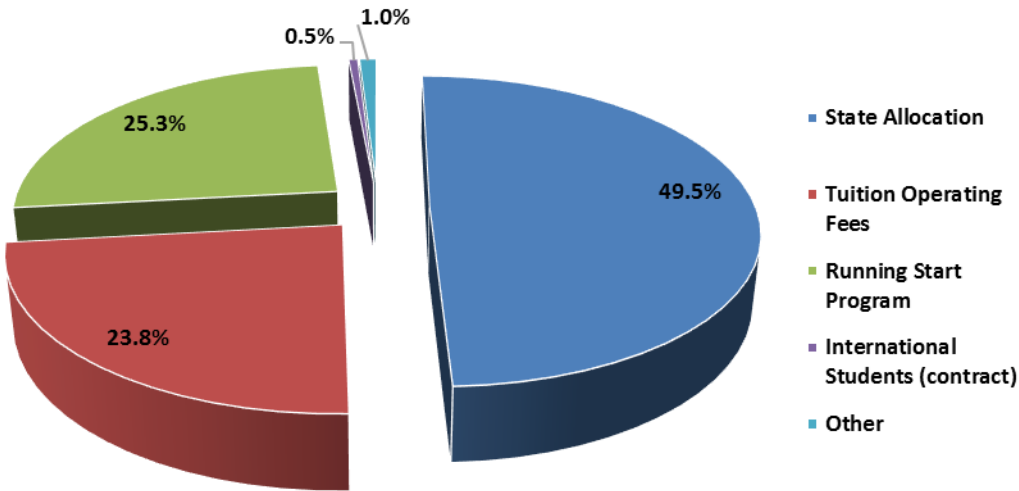
Instruction	15,941,003	16,291,003	16,881,406	940,403
Primary Academic Support	2,252,678	2,252,678	2,303,437	50,759
Library Services	825,363	825,363	760,725	(64,638)
Student Services	5,300,274	5,300,274	5,025,535	(274,739)
Institutional Support	8,834,726	8,734,726	9,205,599	370,873
Plant Operations	5,521,077	5,521,077	5,094,464	(426,613)
Equipment Pool	400,000	400,000	400,000	-
Total Expense	39,075,121.00	39,325,121.00	39,671,166.00	596,045.00

Operating Surplus (Deficit)	-	543,796.00	-	-
-----------------------------	---	------------	---	---

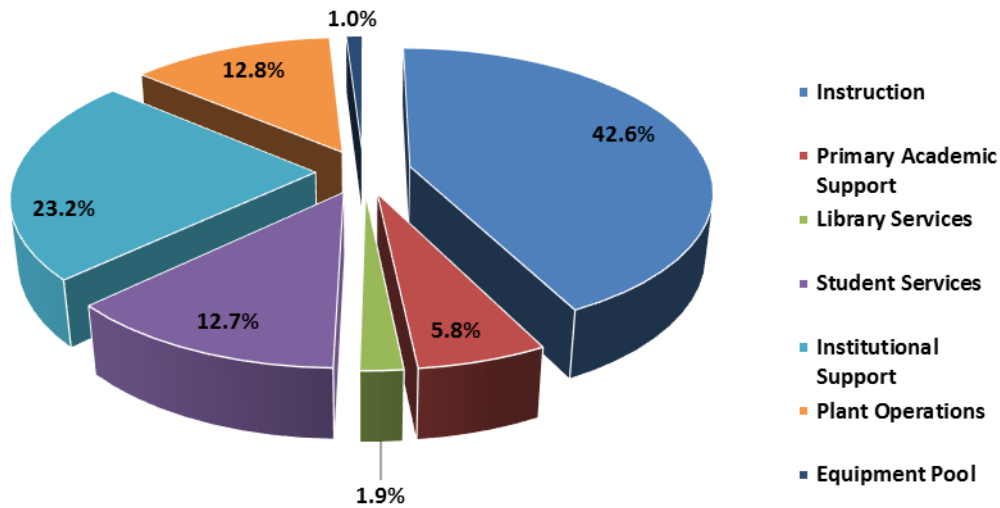
EXPENSE (by category)

Salaries and Wages	23,236,572	23,586,572	23,707,794	471,222
Employee Benefits	8,184,456	8,184,456	8,436,668	252,212
Professional Service Contracts	179,480	179,480	178,300	(1,180)
Goods and Other Services	5,742,705	5,642,705	5,720,764	(21,941)
Travel	322,297	322,297	294,997	(27,300)
Equipment	934,555	934,555	1,133,714	199,159
Grants, Benefits, and Client Svcs	427,160	427,160	452,160	25,000
Debt Services	619,175	619,175	619,175	-
Transfer of Expenses - Budgeted	(571,279)	(571,279)	(872,406)	(301,127)
Total Expense	39,075,121.00	39,325,121.00	39,671,166.00	596,045.00

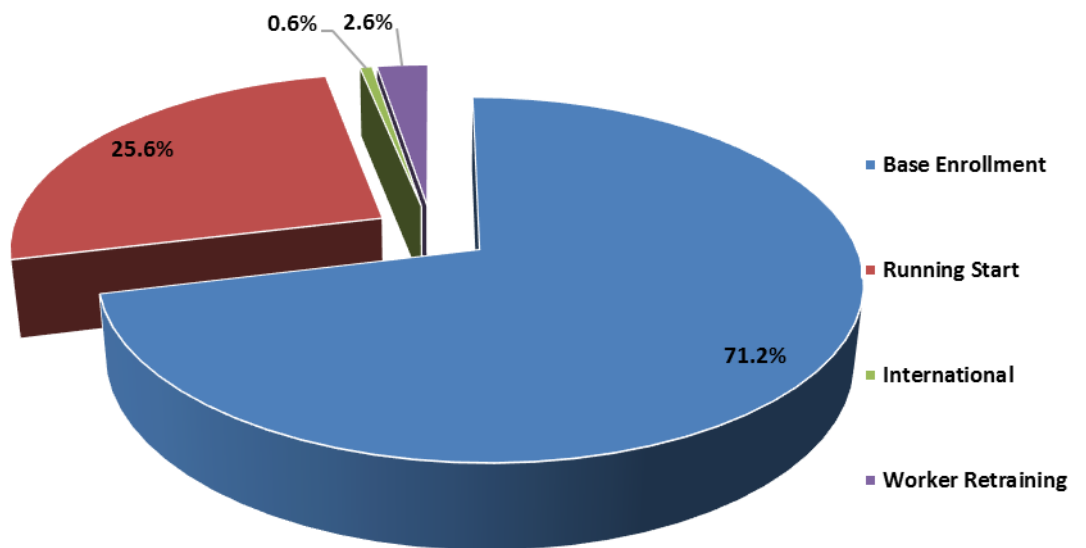
2020-21 OPERATING BUDGET BY SOURCE OF FUNDS



2020-21 OPERATING BUDGET BY PROGRAM AREA



2020-21 OPERATING BUDGET BY SOURCE OF FTE



2020-21 OPERATING BUDGET BY CATEGORY

