

# SPSCC Hispanic Students

## Mirroring Community

Hispanic Populations

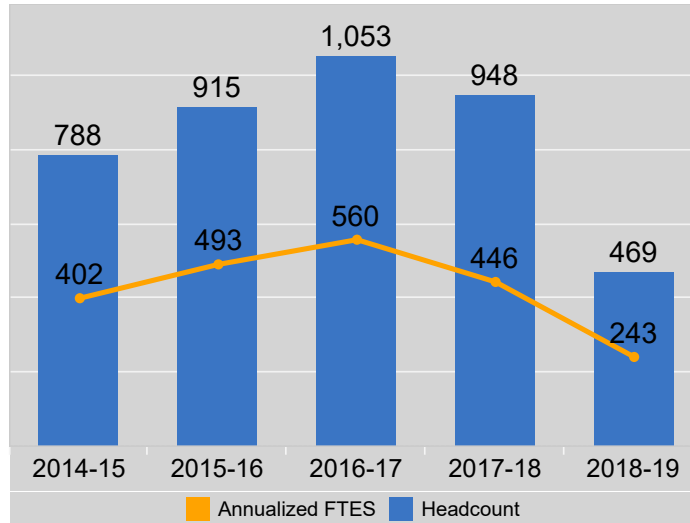
Thurston County:  
8.4%

SPSCC Enrollment:  
10.1%

SPSCC Graduates:  
5.4%



## Headcount and FTES



**39.6%**  
of Hispanic students are of  
low socioeconomic status

**35.2%**  
of Hispanic students are  
first generation in college

Uses only 1 year of data

## Top Enrollment

### Programs

Associate of Arts

Review Basic Skills

High School 21+

### Courses

English 101

English 102

Math 146

## Retention

Fall Enrollment  
100%

Winter  
89.0%

Spring  
78.1%

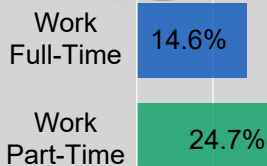
Next Fall  
63.6%

## Completion

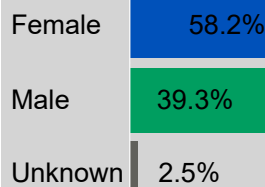
**36.4%**  
of full time Hispanic  
students who set out to  
earn a degree complete it  
within 3 years

Up from  
32.1%

All Students  
40.1%



**29.4%**  
of Hispanic students  
receive need based aid



**77.8%**  
of all Hispanic students that  
attempted college level  
courses complete them  
successfully

