

SPSCC Historically Underrepresented Students

Mirroring Community

Underrepresented Student Populations

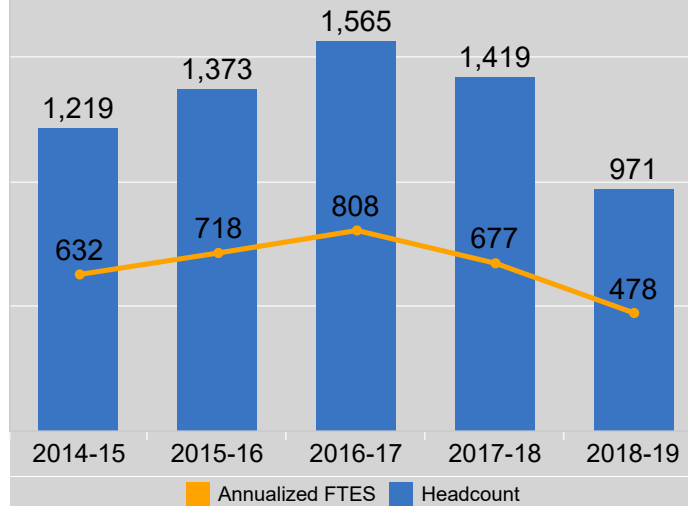
Thurston County:
13.3%

SPSCC Enrollment:
16.1%

SPSCC Graduates:
10.9%



Headcount and FTES



41.2%
of underrepresented students are of low socioeconomic status

34.0%
of underrepresented students are first generation in college

Uses only 1 year of data

Top Enrollment

Programs

Associate of Arts

High School 21+

Review Basic Skills

Courses

English 101

English 102

Human Development 101

Retention

Fall Enrollment
100%

Winter
87.1%

Spring
78.1%

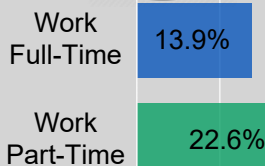
Next Fall
61.6%

Completion

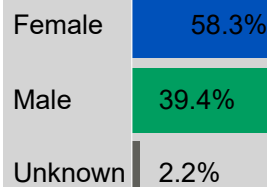
33.2%
of full time underrepresented students who set out to earn a degree complete it within 3 years

Up from
29.7%

All students
40.1%



30.2%
of underrepresented students receive need based aid



77.2%
of all underrepresented students that attempted college level courses complete them successfully

