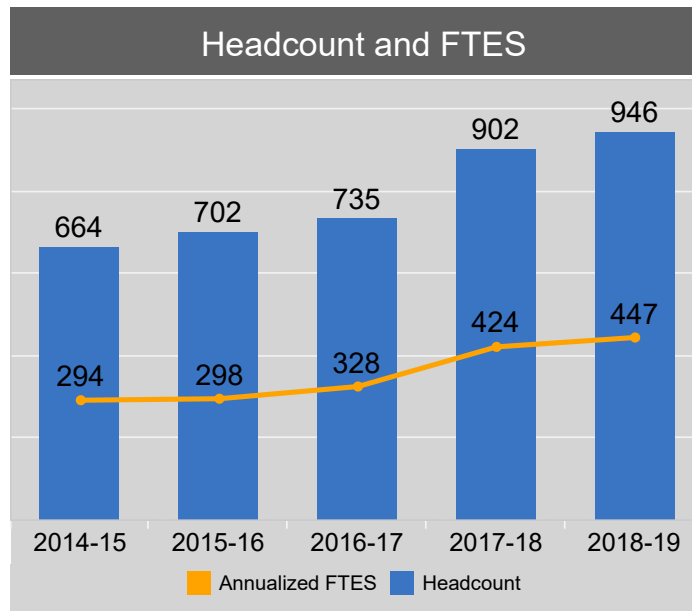


SPSCC LGBTQIA+ Students

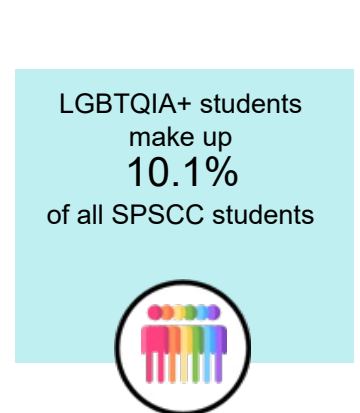
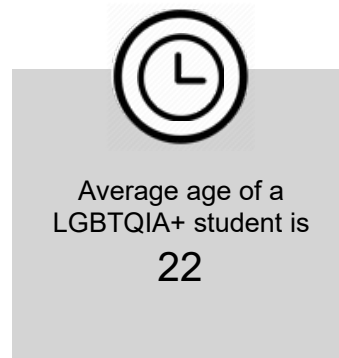
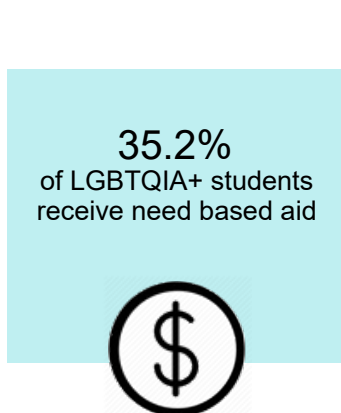
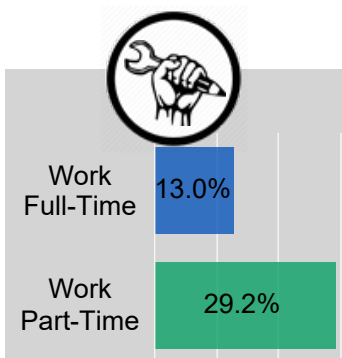
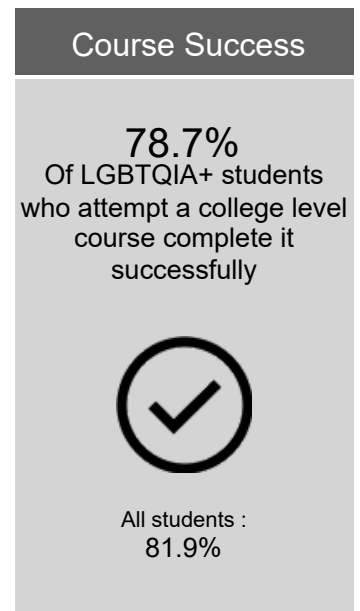
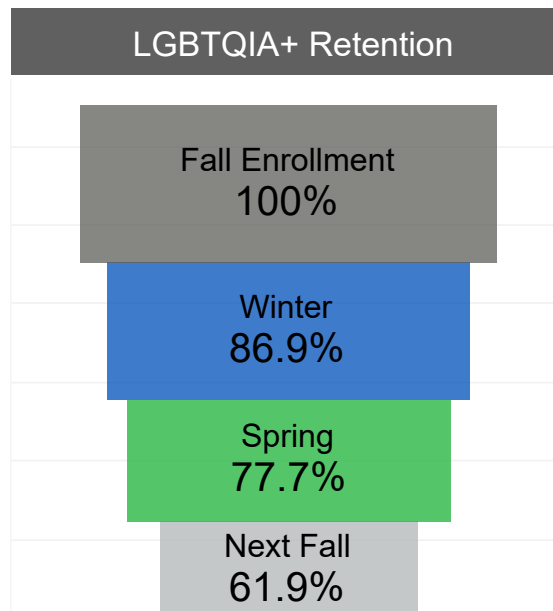
Gender Identity of All Students	
Gender Neutral	1.3%
Androgynous	0.7%
Transgender	0.4%
Masculine	21.4%
Feminine	30.9%
Other	1.7%
Prefer Not to Answer	9.6%
Unknown	34.1%



Sexual Orientation of All Students	
Gay	0.9%
Queer	1.2%
Bisexual	4.9%
Heterosexual	44.8%
Lesbian	0.8%
Other	2.5%
Prefer Not to Answer	11.4%
Unknown	33.5%

Top Enrollment

Programs	
Associate of Arts	
AA Pre-Nursing DTA	
Associate in Biology	
Courses	
English 101	
English 102	
Math 146	



Unless otherwise noted, all percentages are based on 3 years of data